




# 1. Worksheets

WS 1 – Find the difference/Unit 1 – Clever me!

Kopier's mall

Name \_\_\_\_\_

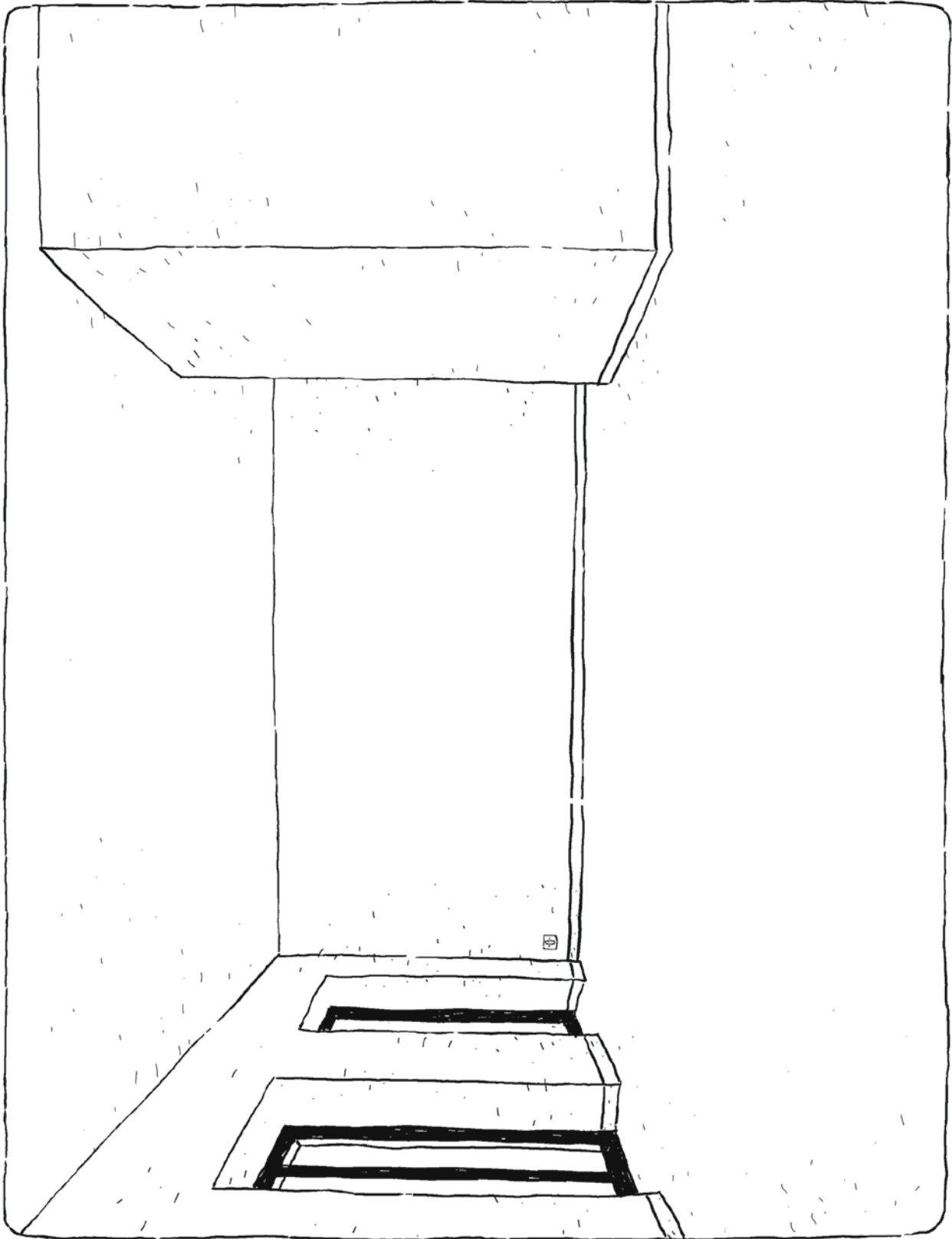




WS 2 – Design your room/Unit 1 – Clever me!

Kopier's mal!

Name \_\_\_\_\_




What to do: draw your own room and describe it to your neighbour.



Kopier's mal!







Name \_\_\_\_\_





Kopier's mal!


Name \_\_\_\_\_






Kopier's mal!

Name \_\_\_\_\_



Student  
B

Name:



Student  
A

Name:



What to do: First each student draws five items into the shopping bag. Then student A asks student B, student B answers and student A draws all the items into the empty shopping bag. Then they change.



Kopier's mall!

Name \_\_\_\_\_



3 a.m.



7 a.m.



10 a.m.



12 a.m.



5 p.m.



8 p.m.



Kopier's mal!

Name \_\_\_\_\_

